

DATA INPUT PAGE FOR CITIZEN'S GUIDE TO LOCAL UNIT FINANCES

Local Unit Name: Charter Township of Kalamazoo
 Local Unit Code: 39-1070

	<u>2012</u>	<u>2013</u>	<u>2014</u>	<u>2015</u>	<u>2016</u>	<u>Per capita information</u>	
						<u>2015</u>	<u>2016</u>
Statement of Revenues & Expenditures - All governmental funds							
Revenues							
Taxes	4,310,148	4,210,402	4,044,061	3,989,565	4,370,350	177	199
Licenses & Permits	366,307	368,542	300,809	292,945	308,854	13	14
Federal Government	55,956	42,941	104,855	30,275	300,509	1	14
State Government	1,929,049	1,999,435	2,080,781	2,134,673	2,317,619	95	106
Local Contributions	41,617	46,370	50,953	147,181	117,829	7	5
Charges for Services	227,736	175,305	237,585	234,518	298,404	10	14
Fines & Forfeitures	55,902	47,929	41,478	48,458	35,254	2	2
Interest & Rents	94,052	75,448	21,415	102,278	133,776	5	6
Other Revenues	1,759,010	2,083,654	2,111,212	2,515,877	2,275,913	112	104
Total Revenues	8,839,777	9,050,026	8,993,149	9,495,770	10,158,508	422	463
Expenditures							
General Government	1,592,317	1,635,756	1,478,881	1,510,720	1,632,291	67	74
Police & Fire	5,183,726	5,078,455	4,891,278	5,251,600	5,494,076	234	251
Other Public Safety	203,136	115,753	6,614	-	-	-	-
Roads	-	-	-	-	4,009,490	-	183
Other Public Works	734,961	841,313	812,939	959,067	689,581	43	31
Health & Welfare	-	-	-	-	-	-	-
Community/Econ. Development	44,734	57,180	74,029	72,136	130,140	3	6
Recreation & Culture	12,324	4,948	3,859	5,851	3,659	0	0
Capital Outlay	759,485	481,789	451,369	781,998	1,018,558	35	46
Debt Service	340,104	199,347	217,926	23,694	644,586	1	29
Other Expenditures	-	185,427	33,326	349,406	-	16	-
Total Expenditures	8,870,787	8,599,968	7,970,221	8,954,472	13,622,381	398	622
Surplus (Shortfall)	(31,010)	450,058	1,022,928	541,298	(3,463,873)	24	(158)

DATA INPUT PAGE FOR CITIZEN'S GUIDE TO LOCAL UNIT FINANCES

Local Unit Name: Charter Township of Kalamazoo
 Local Unit Code: 39-1070

	2012	2013	2014	2015	2016	Per capita information	
						2015	2016
Financial Position - All governmental funds							
Nonspendable	55,437	-	41,000	34,828	-	2	-
Restricted	906,048	1,016,950	1,290,798	1,395,638	5,228,152	62	239
Committed	18,777	10,917	9,702	9,702	9,702	0	0
Assigned	3,498,186	3,398,645	3,737,664	3,938,576	4,459,310	175	203
Unassigned	1,794,641	2,296,635	2,747,484	2,989,202	3,293,747	133	150
Total Fund Balance	6,273,089	6,723,147	7,826,648	8,367,946	12,990,911	372	593

Liabilities not counted on a modified-accrual basis

Pensions

Date of actuarial valuation:	12/31/2015						
Assets	8,624,808	9,152,081	9,716,017	10,210,922	8,993,380		
Actuarial Liability	10,123,240	10,845,059	11,509,141	12,943,603	12,558,366		
Unfunded (Overfunded)	1,498,432	1,692,978	1,793,124	2,732,681	3,564,986	125	163
Percent funded	85%	84%	84%	79%	72%		

OPEB

Date of actuarial valuation:	12/31/2015						
Assets							
Actuarial Liability	5,284,865	5,284,865	5,284,865	4,612,975	3,205,953		
Unfunded	5,284,865	5,284,865	5,284,865	4,612,975	3,205,953	210	146
Percent funded	0%	0%	0%	0%	0%		
Sum of All Pension & OPEB Plans							
Assets	8,624,808	9,152,081	9,716,017	10,210,922	8,993,380		
Actuarial Liability	15,408,105	16,129,924	16,794,006	17,556,578	15,764,319		
Unfunded	6,783,297	6,977,843	7,077,989	7,345,656	6,770,939	335	309
Percent funded	56%	57%	58%	58%	57%		

DATA INPUT PAGE FOR CITIZEN'S GUIDE TO LOCAL UNIT FINANCES

Local Unit Name: Charter Township of Kalamazoo
 Local Unit Code: 39-1070

	<u>2012</u>	<u>2013</u>	<u>2014</u>	<u>2015</u>	<u>2016</u>	<u>Per capita information</u>	
						<u>2015</u>	<u>2016</u>
Debt							
Bonds & Contracts Payable				9,750,000	9,750,000		
Capital Leases							
Other Contractual Debt	1,951,358	2,157,162	2,607,256	3,511,692	462,739		
Structured Debt	1,951,358	2,157,162	2,607,256	13,261,692	10,212,739	605	466
Employee Compensated Absences	350,100	381,418	409,522	426,654	436,608	19	20
Landfill Closure & Postclosure Care						-	-
Uninsured Losses						-	-
Other Claims & Contingencies						-	-
Total Long Term Debt (Excluding Pension & OPEB)	2,301,458	2,538,580	3,016,778	13,688,346	10,649,347	625	486

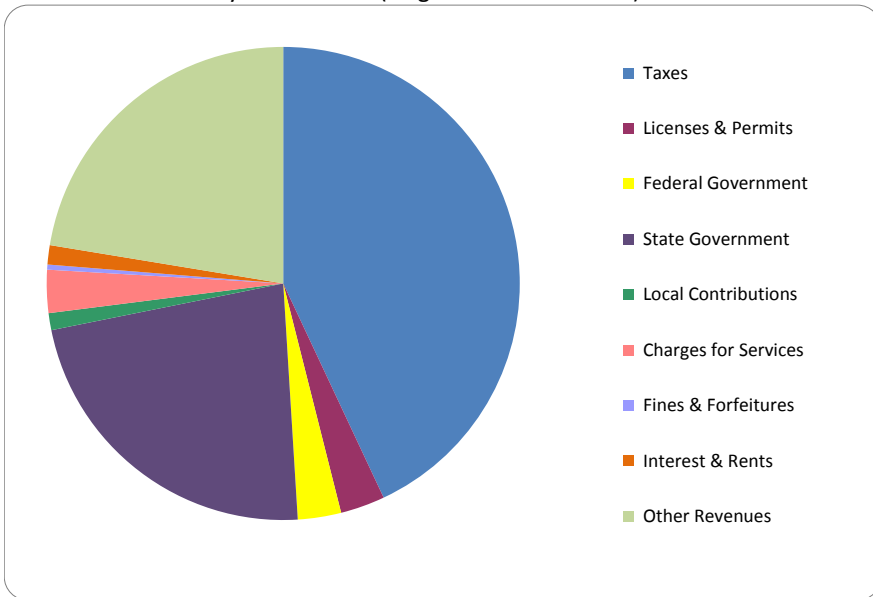
Population Information

	22,270	22,349	22,482	22,482	21,918
--	--------	--------	--------	--------	--------

Contact Information

Contact Name: Nancy Desai, Finance Administrator
 Contact Phone Number: (269) 381-8080

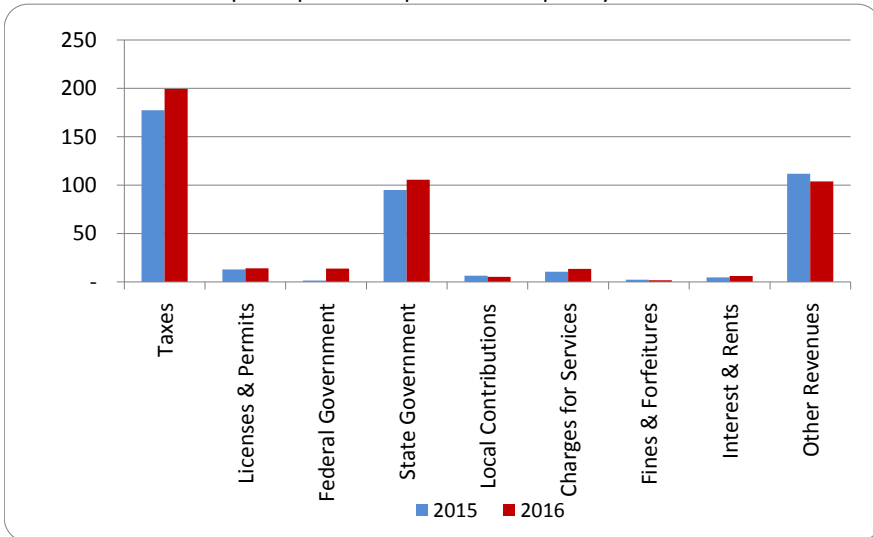
1. Where our money comes from (all governmental funds)



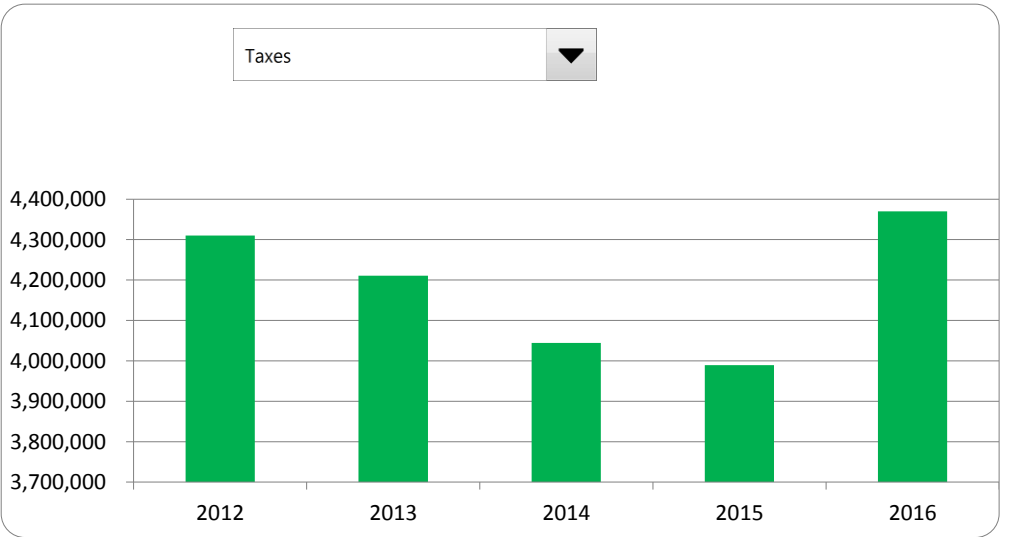
2. Compared to the prior year

	2015	2016	% change
Taxes	\$ 3,989,565	\$ 4,370,350	9.54%
Licenses & Permits	292,945	308,854	5.43%
Federal Government	30,275	300,509	892.60%
State Government	2,134,673	2,317,619	8.57%
Local Contributions	147,181	117,829	-19.94%
Charges for Services	234,518	298,404	27.24%
Fines & Forfeitures	48,458	35,254	-27.25%
Interest & Rents	102,278	133,776	30.80%
Other Revenues	2,515,877	2,275,913	-9.54%
Total Revenues	\$ 9,495,770	\$ 10,158,508	6.98%

3. Revenue sources per capita - compared to the prior year



4. Historical trends of individual sources



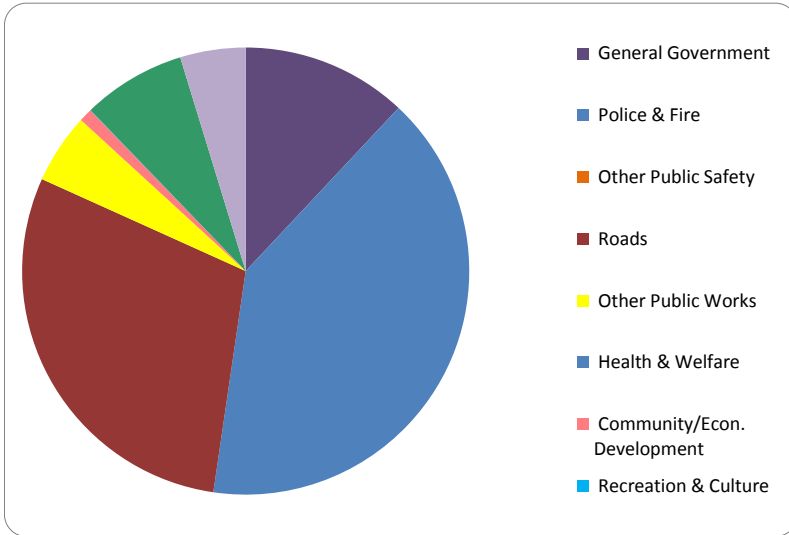
Commentary:

For more information on our unit's finances, contact Nancy Desai, Finance Administrator at (269) 381-8080.

CITIZEN'S GUIDE TO LOCAL UNIT FINANCES - Charter Township of Kalamazoo (39-1070)

EXPENDITURES

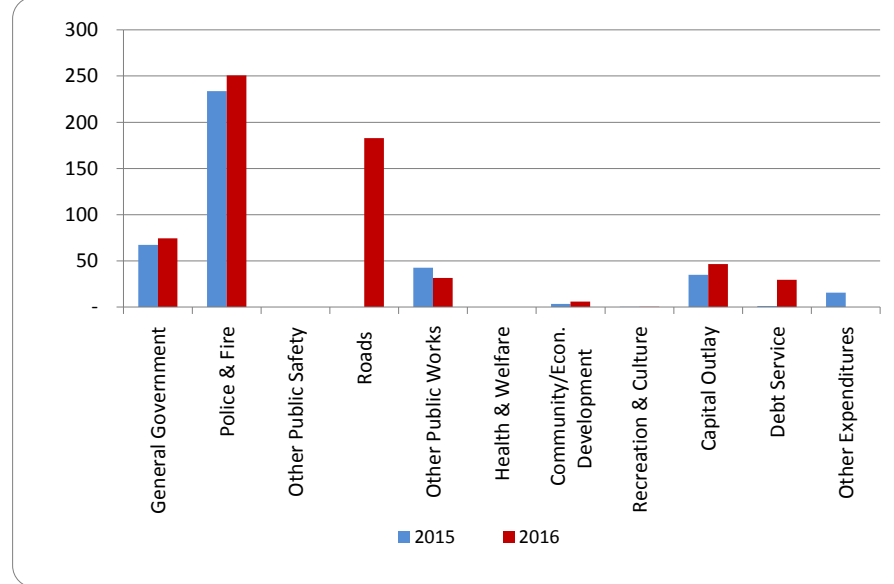
1. Where we spend our money (all governmental funds)



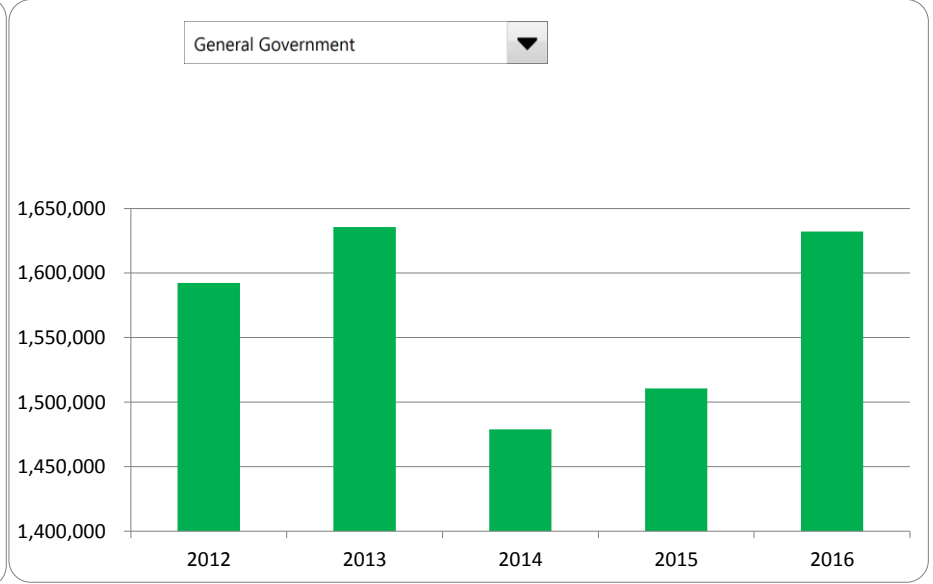
2. Compared to the prior year

	<u>2015</u>	<u>2016</u>	<u>% change</u>
General Government	\$ 1,510,720	\$ 1,632,291	8.05%
Police & Fire	5,251,600	5,494,076	4.62%
Other Public Safety	-	-	N/A
Roads	-	4,009,490	N/A
Other Public Works	959,067	689,581	-28.10%
Health & Welfare	-	-	N/A
Community/Econ. Development	72,136	130,140	80.41%
Recreation & Culture	5,851	3,659	-37.46%
Capital Outlay	781,998	1,018,558	30.25%
Debt Service	23,694	644,586	2620.46%
Other Expenditures	349,406	-	-100.00%
Total Expenditures	\$ 8,954,472	\$ 13,622,381	52.13%

3. Spending per capita - compared to the prior year



4. Historical trends of individual departments:



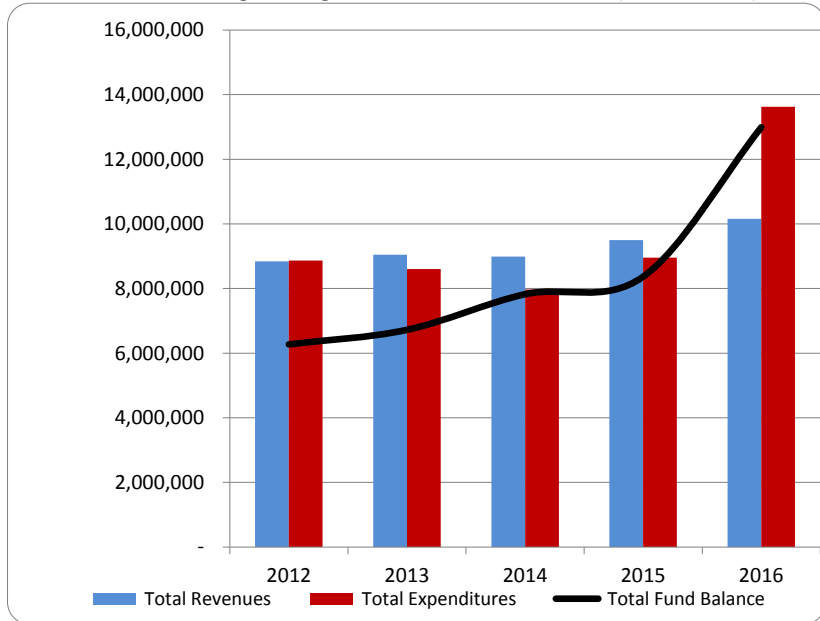
Commentary:

For more information on our unit's finances, contact Nancy Desai, Finance Administrator at (269) 381-8080.

CITIZEN'S GUIDE TO LOCAL UNIT FINANCES - Charter Township of Kalamazoo (39-1070)

FINANCIAL POSITION

1. How have we managed our governmental fund resources (fund balance)?



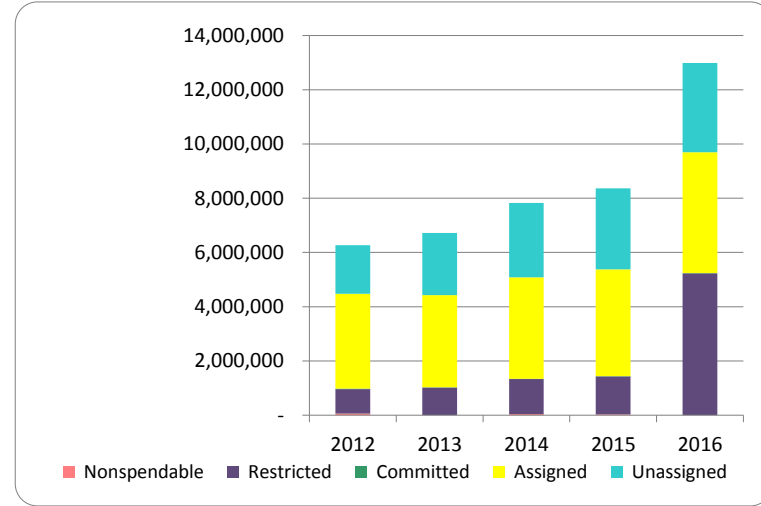
2. Compared to the prior year

	2015	2016	% change
Revenue	9,495,770	10,158,508	6.98%
Expenditures	8,954,472	13,622,381	52.13%
Surplus (shortfall)	541,298	(3,463,873)	-739.92%
Fund balance, by component:			
Nonspendable	34,828	-	-100.00%
Restricted	1,395,638	5,228,152	274.61%
Committed	9,702	9,702	0.00%
Assigned	3,938,576	4,459,310	13.22%
Unassigned	2,989,202	3,293,747	10.19%
total fund balance	8,367,946	12,990,911	55.25%

3. Fund balance per capita - compared to the prior year



4. Historical trends of individual components

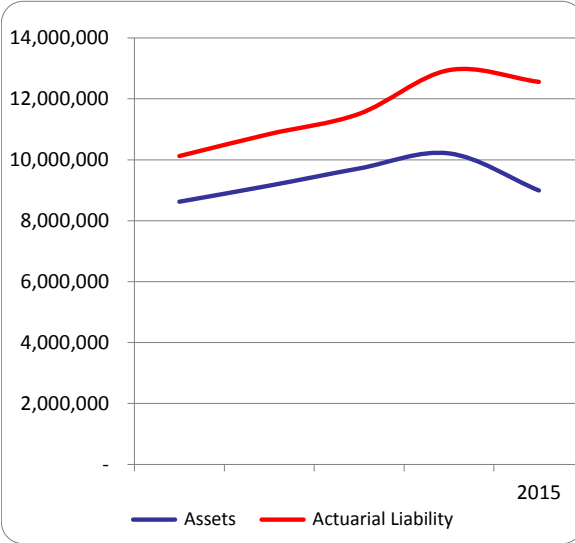


Commentary:

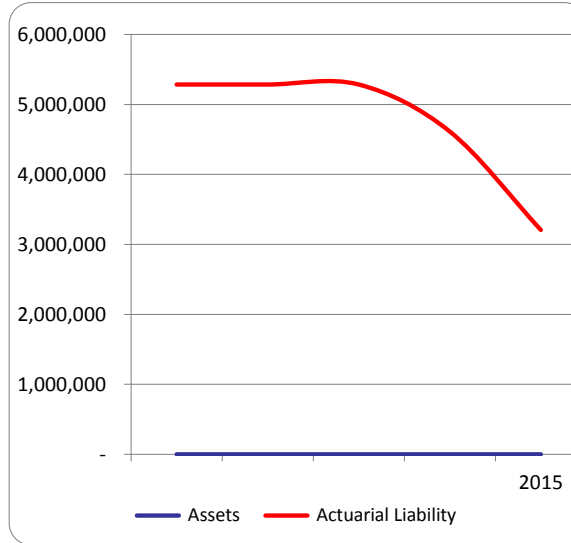
CITIZEN'S GUIDE TO LOCAL UNIT FINANCES - Charter Township of Kalamazoo (39-1070)

OTHER LONG TERM OBLIGATIONS

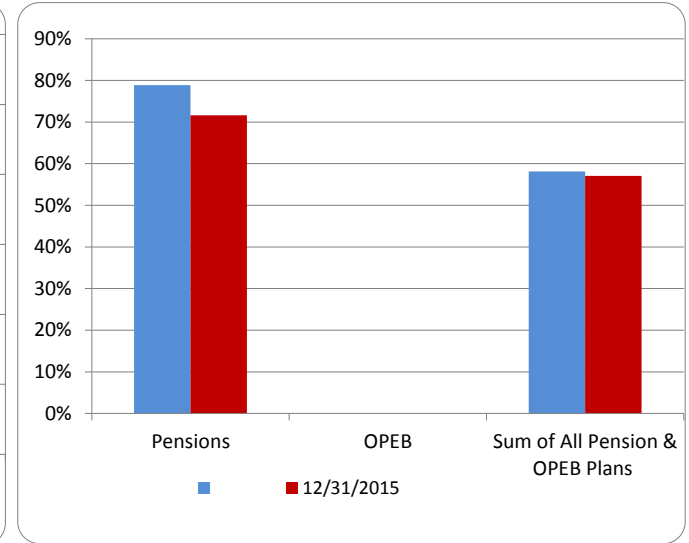
1. Pension funding status



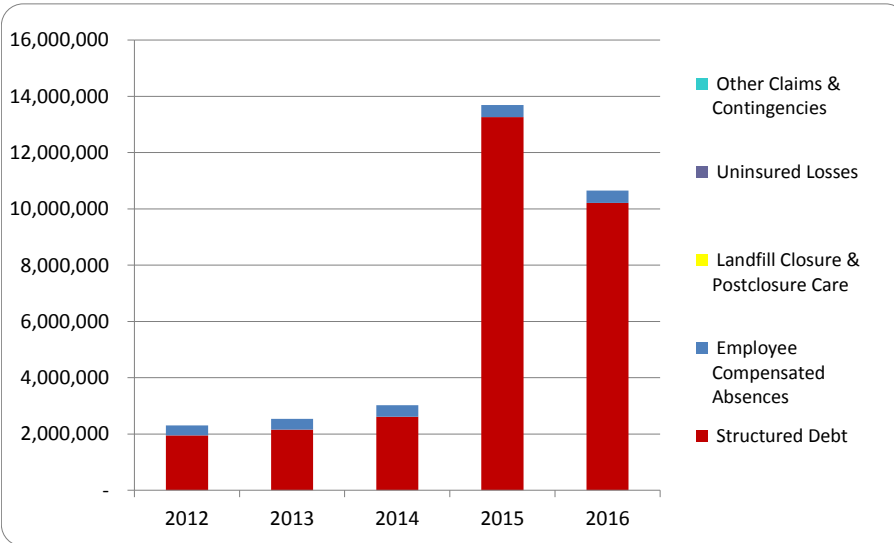
2. Retiree Health care funding status



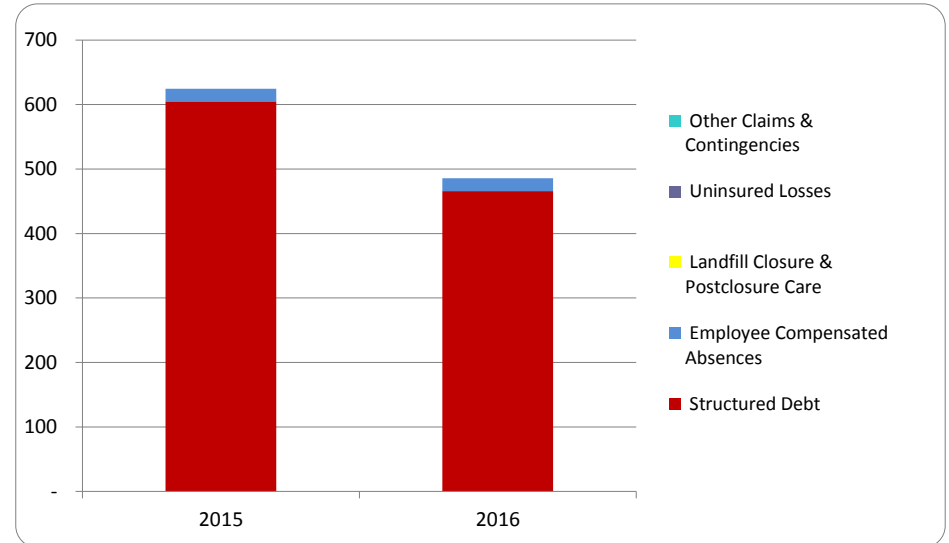
3. Percent funded - compared to the prior year



4. Long Term Debt obligations:



5. Debt & other long term obligations per capita - compared to the prior year



Commentary:

For more information on our unit's finances, contact Nancy Desai, Finance Administrator at (269) 381-8080.