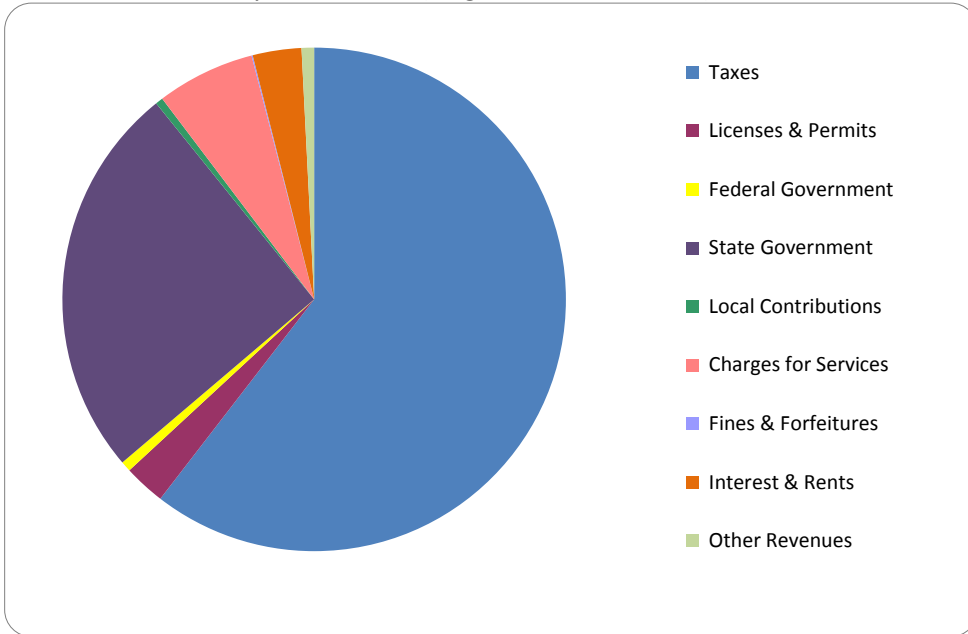


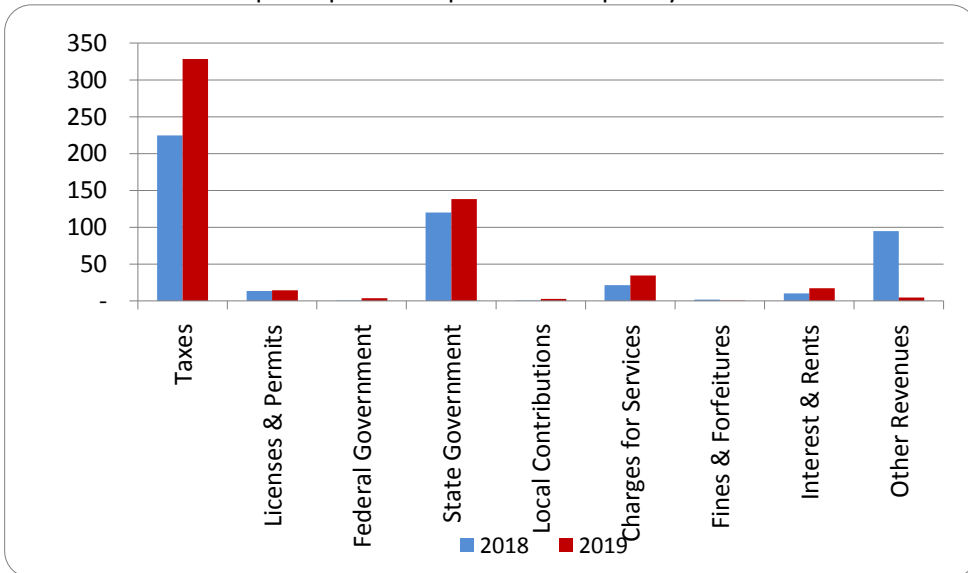
1. Where our money comes from (all governmental funds)



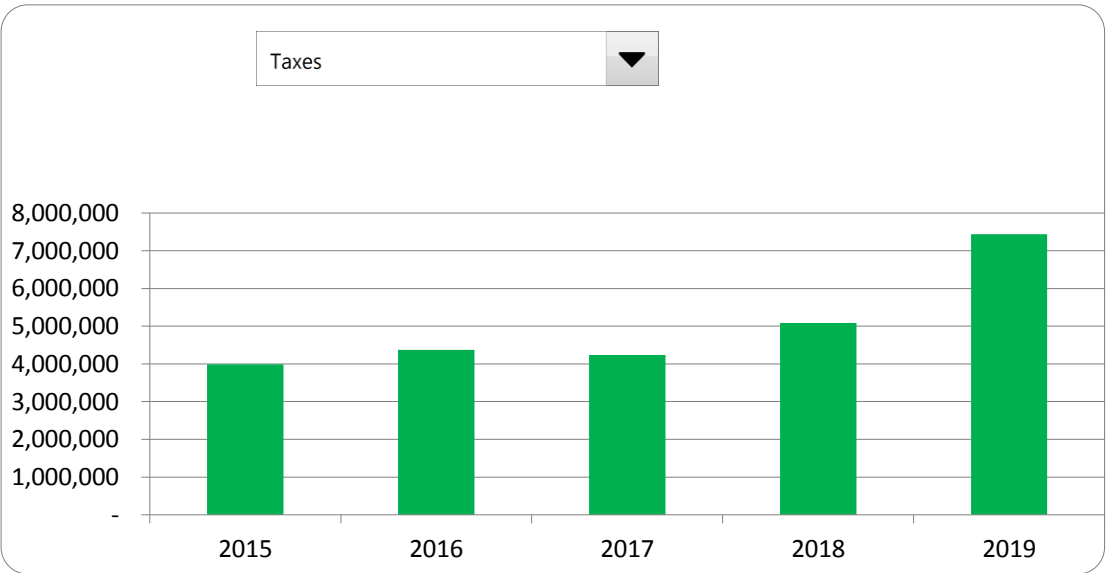
2. Compared to the prior year

	<u>2018</u>	<u>2019</u>	<u>% change</u>
Taxes	\$ 5,086,409	\$ 7,442,207	46.32%
Licenses & Permits	308,143	327,187	6.18%
Federal Government	5,334	82,170	1440.49%
State Government	2,713,571	3,128,313	15.28%
Local Contributions	5,400	59,579	1003.31%
Charges for Services	484,851	776,862	60.23%
Fines & Forfeitures	35,114	9,331	-73.43%
Interest & Rents	226,127	384,508	70.04%
Other Revenues	2,151,943	98,790	-95.41%
<b>Total Revenues</b>	<b>\$ 11,016,892</b>	<b>\$ 12,308,947</b>	<b>11.73%</b>

3. Revenue sources per capita - compared to the prior year



4. Historical trends of individual sources

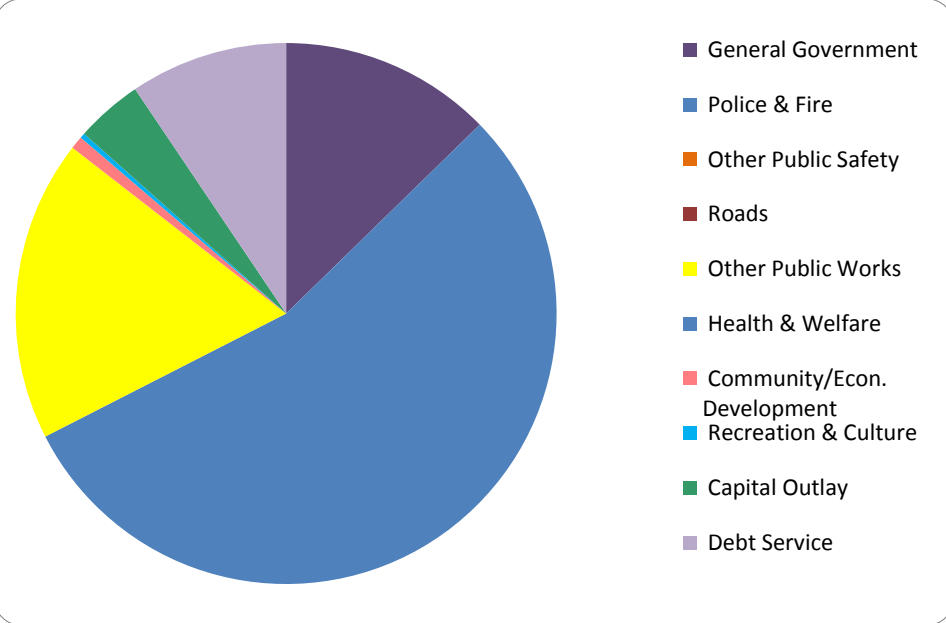


Commentary:

For more information on our unit's finances, contact NANCY DESAI at (269) 381-8080.

**1. Where we spend our money (all governmental funds)**

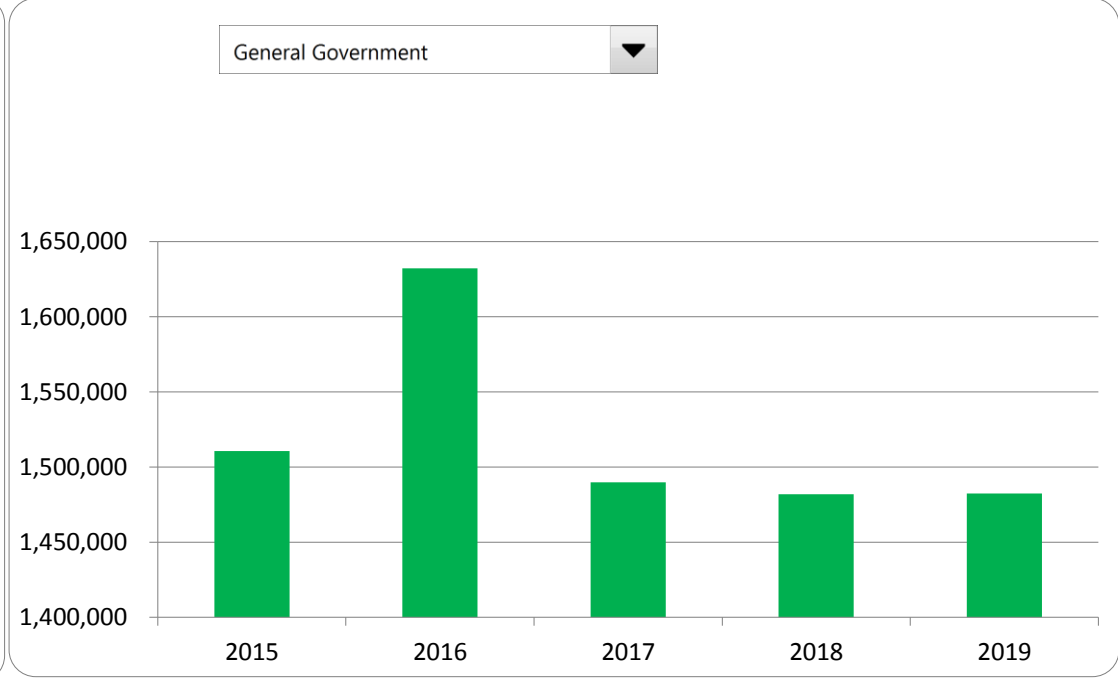
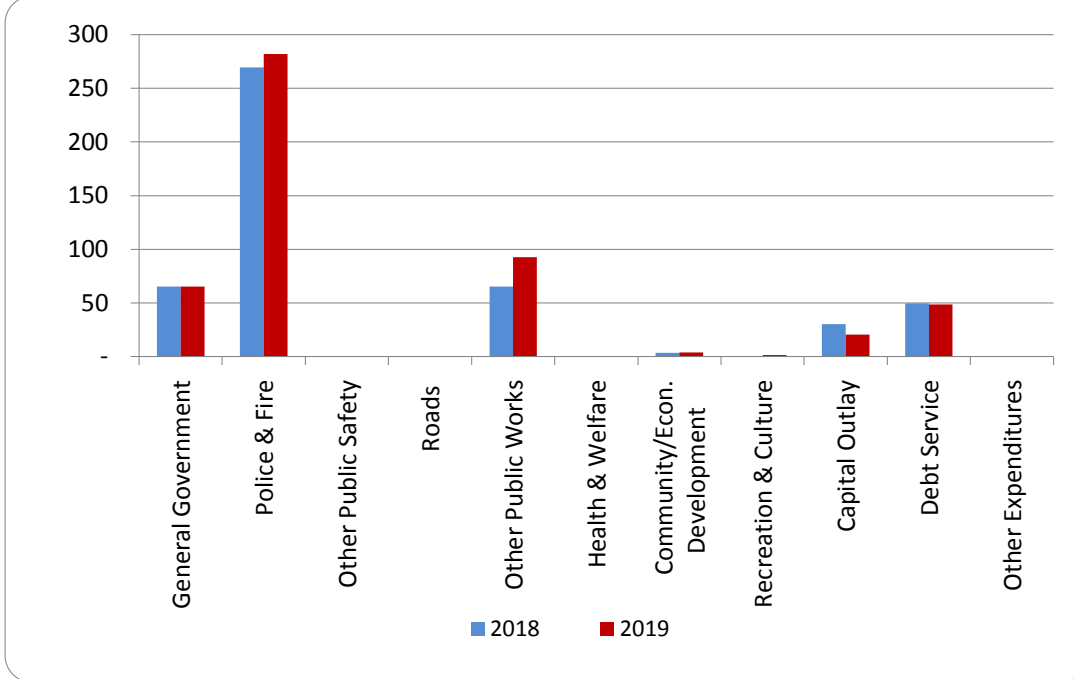
**2. Compared to the prior year**



	<u>2018</u>	<u>2019</u>	<u>% change</u>
General Government	\$ 1,481,774	\$ 1,482,382	0.04%
Police & Fire	6,105,699	6,393,277	4.71%
Other Public Safety	-	-	N/A
Roads	-	-	N/A
Other Public Works	1,481,033	2,102,944	41.99%
Health & Welfare	-	-	N/A
Community/Econ. Development	81,643	89,898	10.11%
Recreation & Culture	5,928	34,615	483.92%
Capital Outlay	680,153	466,684	-31.39%
Debt Service	1,127,937	1,100,580	-2.43%
Other Expenditures	-	-	N/A
<b>Total Expenditures</b>	<b>\$ 10,964,167</b>	<b>\$ 11,670,380</b>	<b>6.44%</b>

**3. Spending per capita - compared to the prior year**

**4. Historical trends of individual departments:**



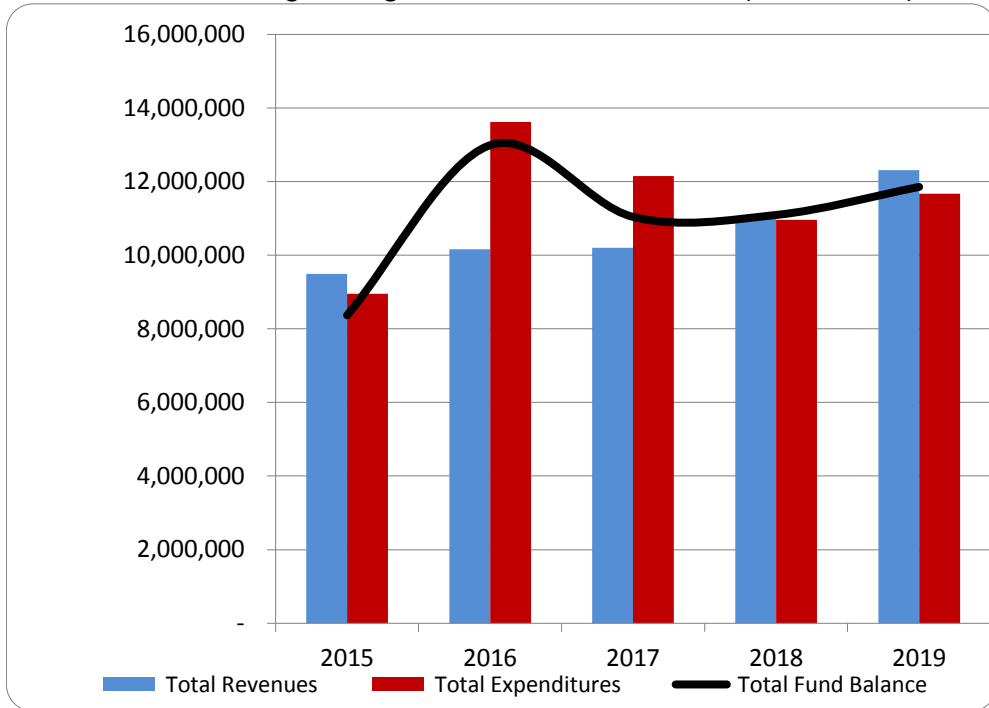
Commentary:

For more information on our unit's finances, contact NANCY DESAI at (269) 381-8080.

**CITIZEN'S GUIDE TO LOCAL UNIT FINANCES - CHARTER TOWNSHIP OF KALAMAZOO (39-1070)**

**FINANCIAL POSITION**

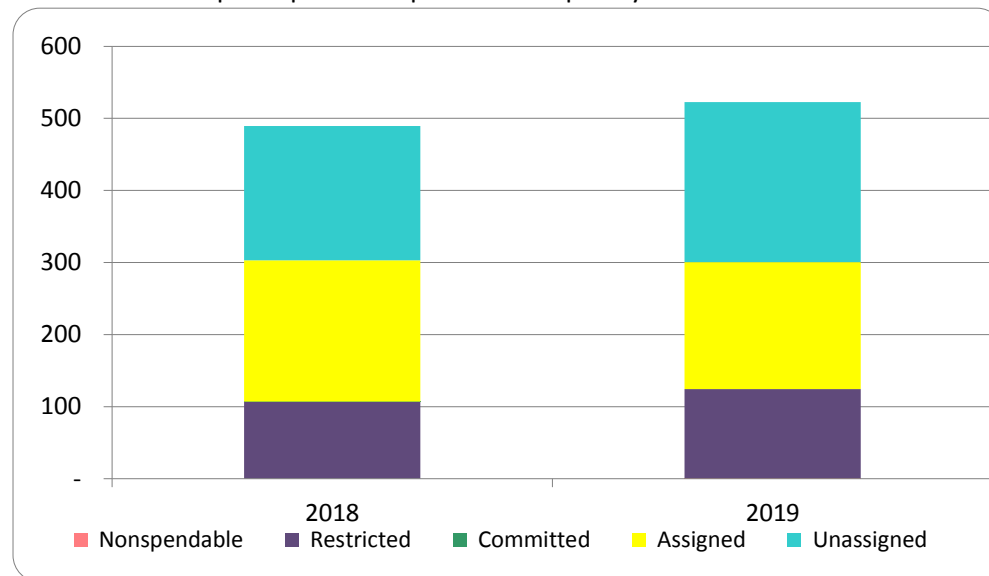
1. How have we managed our governmental fund resources (fund balance)?



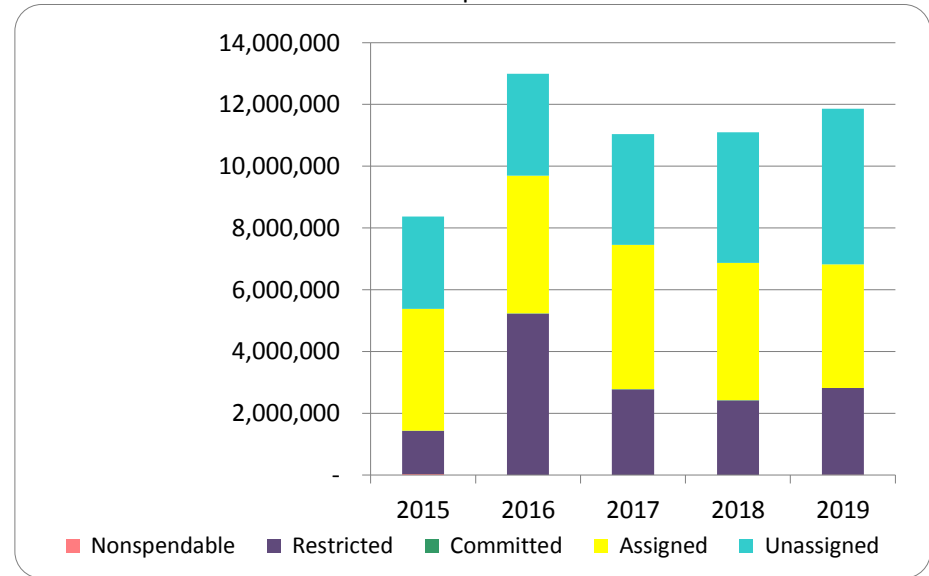
2. Compared to the prior year

	2018	2019	% change
Revenue	11,016,892	12,308,947	11.73%
Expenditures	10,964,167	11,670,380	6.44%
Surplus (shortfall)	52,725	638,567	1111.13%
Fund balance, by component:			
Nonspendable	-	4,720	N/A
Restricted	2,419,245	2,815,088	16.36%
Committed	9,702	-	-100.00%
Assigned	4,437,117	4,000,500	-9.84%
Unassigned	4,228,506	5,036,938	19.12%
total fund balance	11,094,570	11,857,246	6.87%

3. Fund balance per capita - compared to the prior year



4. Historical trends of individual components



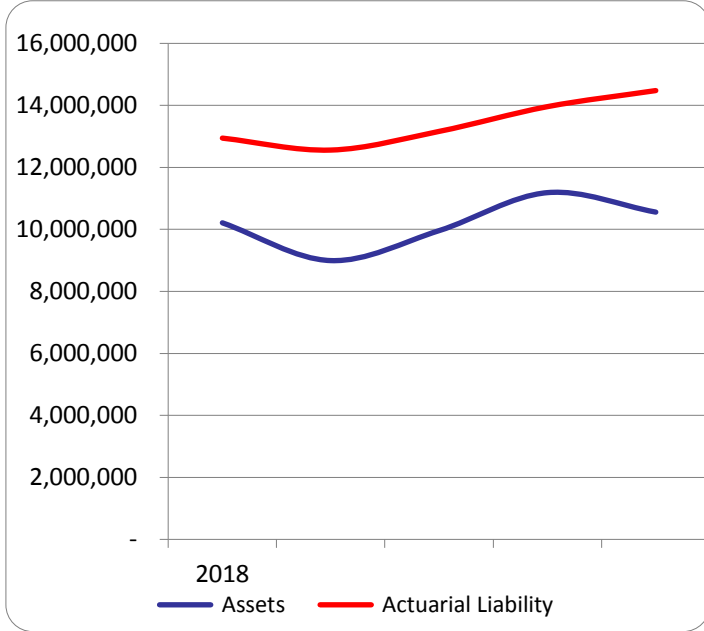
Commentary:

For more information on our unit's finances, contact NANCY DESAI at (269) 381-8080.

**CITIZEN'S GUIDE TO LOCAL UNIT FINANCES - CHARTER TOWNSHIP OF KALAMAZOO (39-1070)**

**OTHER LONG TERM OBLIGATIONS**

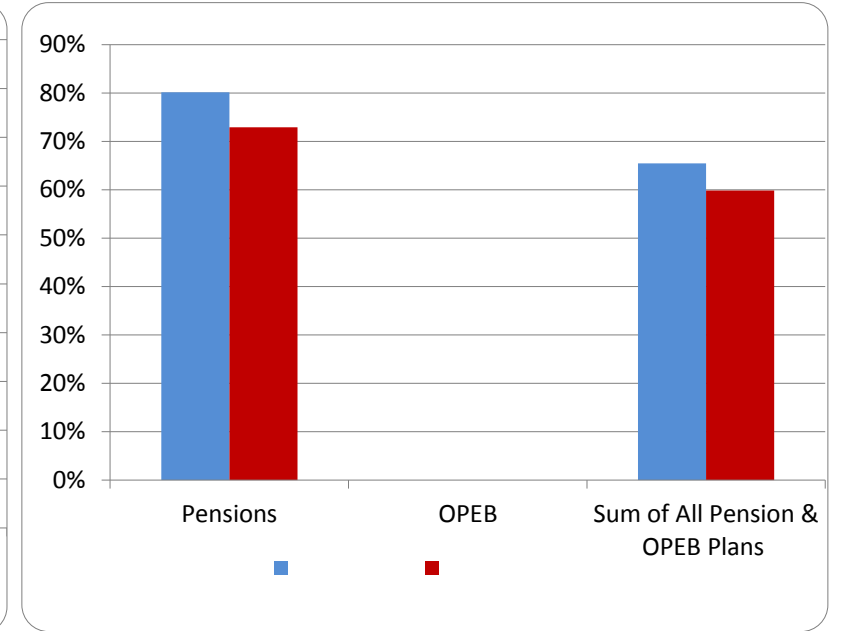
1. Pension funding status



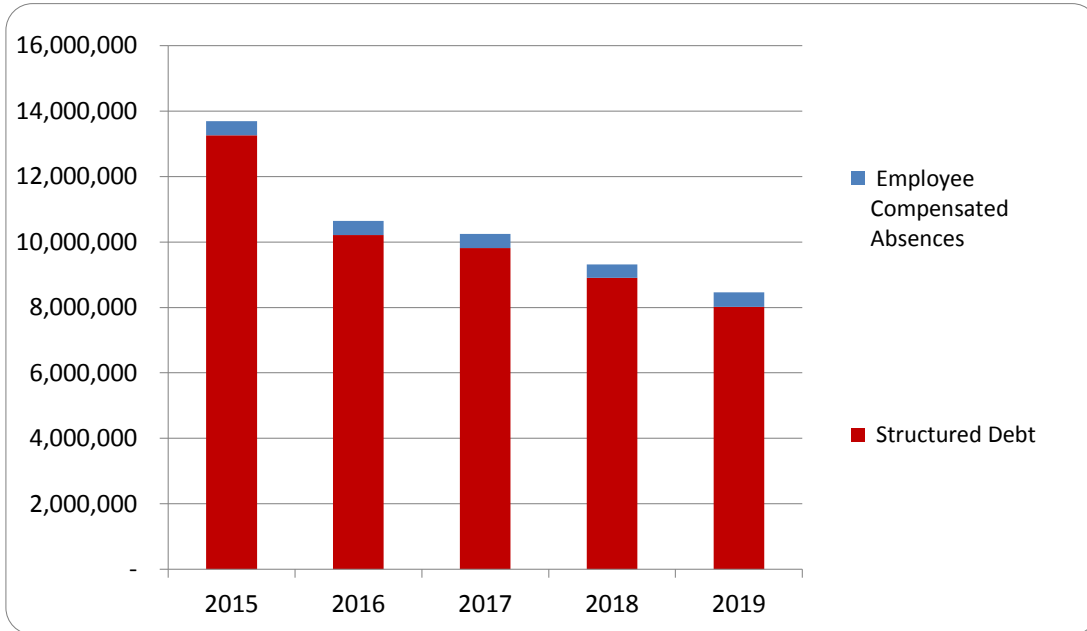
2. Retiree Health care funding status



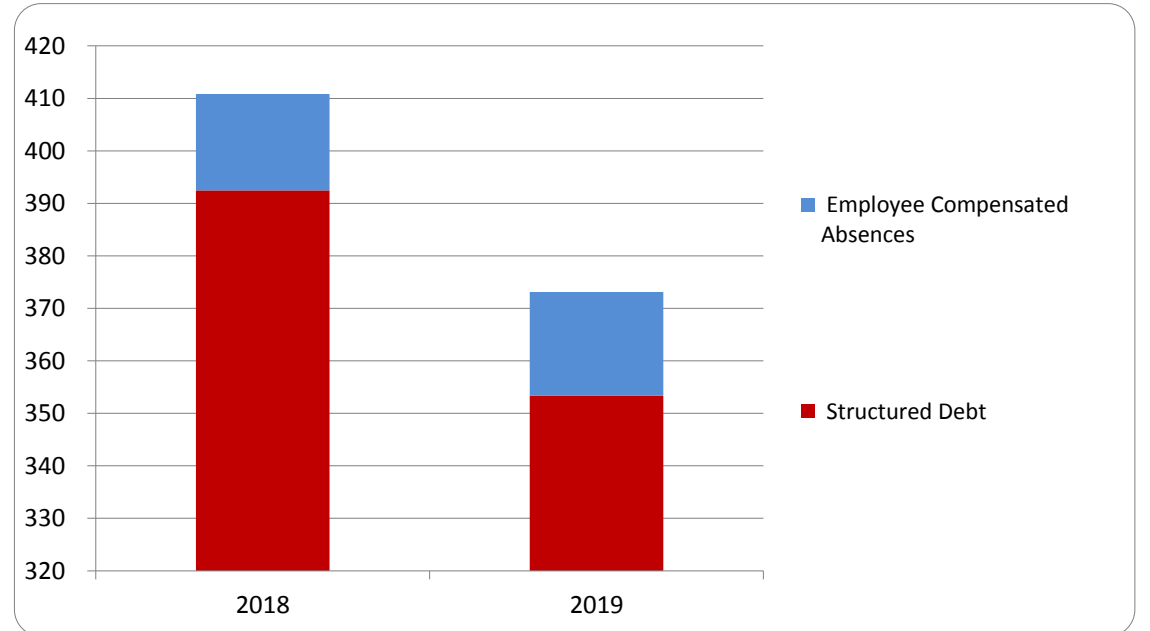
3. Percent funded - compared to the prior year



4. Long Term Debt obligations:



5. Debt & other long term obligations per capita - compared to the prior year



Commentary:

For more information on our unit's finances, contact NANCY DESAI at (269) 381-8080.