

DATA INPUT PAGE FOR CITIZEN'S GUIDE TO LOCAL UNIT FINANCES

Local Unit Name:

CHARTER TOWNSHIP OF KALAMAZOO

Local Unit Code:

39-1070

	<u>2014</u>	<u>2015</u>	<u>2016</u>	<u>2017</u>	<u>2018</u>	<u>Per capita information</u>	
						<u>2017</u>	<u>2018</u>
Statement of Revenues & Expenditures - All governmental funds							
Revenues							
Taxes	4,044,061	3,989,565	4,370,350	4,239,961	5,086,409	187	224
Licenses & Permits	300,809	292,945	308,854	253,436	308,143	11	14
Federal Government	104,855	30,275	300,509	140,499	5,334	6	0
State Government	2,080,781	2,134,673	2,317,619	2,680,686	2,713,571	118	120
Local Contributions	50,953	147,181	117,829	213,010	5,400	9	0
Charges for Services	237,585	234,518	298,404	317,340	484,851	14	21
Fines & Forfeitures	41,478	48,458	35,254	44,102	35,114	2	2
Interest & Rents	21,415	102,278	133,776	166,149	226,127	7	10
Other Revenues	2,111,212	2,515,877	2,275,913	2,143,456	2,151,943	95	95
Total Revenues	8,993,149	9,495,770	10,158,508	10,198,639	11,016,892	450	486
Expenditures							
General Government	1,478,881	1,510,720	1,632,291	1,489,733	1,481,774	66	65
Police & Fire	4,891,278	5,251,600	5,494,076	5,698,087	6,105,699	251	269
Other Public Safety	6,614	-	-	-	-	-	-
Roads	-	-	4,009,490	2,910,416	-	128	-
Other Public Works	812,939	959,067	689,581	1,012,604	1,481,033	45	65
Community/Econ. Development	74,029	72,136	130,140	81,269	81,643	4	4
Recreation & Culture	3,859	5,851	3,659	9,926	5,928	0	0
Capital Outlay	451,369	781,998	1,018,558	382,954	680,153	17	30
Debt Service	217,926	23,694	644,586	562,716	1,127,937	25	50
Other Expenditures	33,326	349,406	-	-	-	-	-
Total Expenditures	7,970,221	8,954,472	13,622,381	12,147,705	10,964,167	536	484
Surplus (Shortfall)	1,022,928	541,298	(3,463,873)	(1,949,066)	52,725	(86)	2

DATA INPUT PAGE FOR CITIZEN'S GUIDE TO LOCAL UNIT FINANCES

Local Unit Name: CHARTER TOWNSHIP OF KALAMAZOO
 Local Unit Code: 39-1070

	2014	2015	2016	2017	2018	Per capita information	
						2017	2018
Financial Position - All governmental funds							
Nonspendable	41,000	34,828	-	-	-	-	-
Restricted	1,290,798	1,395,638	5,228,152	2,776,330	2,419,245	122	107
Committed	9,702	9,702	9,702	9,702	9,702	0	0
Assigned	3,737,664	3,938,576	4,459,310	4,668,555	4,437,117	206	196
Unassigned	2,747,484	2,989,202	3,293,747	3,587,258	4,228,506	158	187
Total Fund Balance	7,826,648	8,367,946	12,990,911	11,041,845	11,094,570	487	489

Liabilities not counted on a modified-accrual basis

Pensions

Date of actuarial valuation:	12/31/2017						
Assets	9,716,017	10,210,922	8,993,380	9,959,297	11,185,067		
Actuarial Liability	11,509,141	12,943,603	12,558,366	13,160,346	13,958,940		
Unfunded (Overfunded)	1,793,124	2,732,681	3,564,986	3,201,049	2,773,873	141	122
Percent funded	84%	79%	72%	76%	80%		

OPEB

Date of actuarial valuation:	12/31/2018						
Assets	-	-	-	-	-		
Actuarial Liability	5,284,865	4,612,975	3,205,953	3,504,706	3,116,939		
Unfunded	5,284,865	4,612,975	3,205,953	3,504,706	3,116,939	155	138
Percent funded	0%	0%	0%	0%	0%		

Sum of All Pension & OPEB Plans

Assets	9,716,017	10,210,922	8,993,380	9,959,297	11,185,067		
Actuarial Liability	16,794,006	17,556,578	15,764,319	16,665,052	17,075,879		
Unfunded	7,077,989	7,345,656	6,770,939	6,705,755	5,890,812	296	260
Percent funded	58%	58%	57%	60%	66%		

DATA INPUT PAGE FOR CITIZEN'S GUIDE TO LOCAL UNIT FINANCES

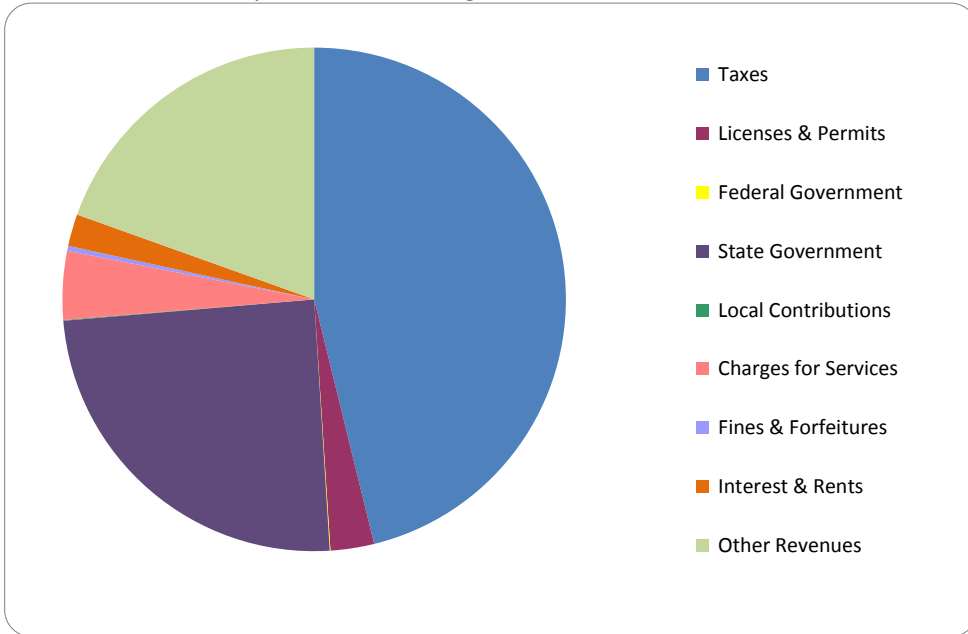
Local Unit Name: CHARTER TOWNSHIP OF KALAMAZOO
 Local Unit Code: 39-1070

	<u>2014</u>	<u>2015</u>	<u>2016</u>	<u>2017</u>	<u>2018</u>	<u>Per capita information</u>	
						<u>2017</u>	<u>2018</u>
Debt							
Bonds & Contracts Payable	-	9,750,000	9,750,000	9,750,000	8,900,000		
Other Contractual Debt	2,607,256	3,511,692	462,739	66,060	-		
Structured Debt	2,607,256	13,261,692	10,212,739	9,816,060	8,900,000	433	393
Employee Compensated Absences	409,522	426,654	436,608	432,477	416,767	19	18
Total Long Term Debt (Excluding Pension & OPEB)	3,016,778	13,688,346	10,649,347	10,248,537	9,316,767	452	411
Population Information	22,482	22,482	21,918	22,667	22,667		

Contact Information

Contact Name: NANCY DESAI
 Contact Phone Number: (269) 381-8080

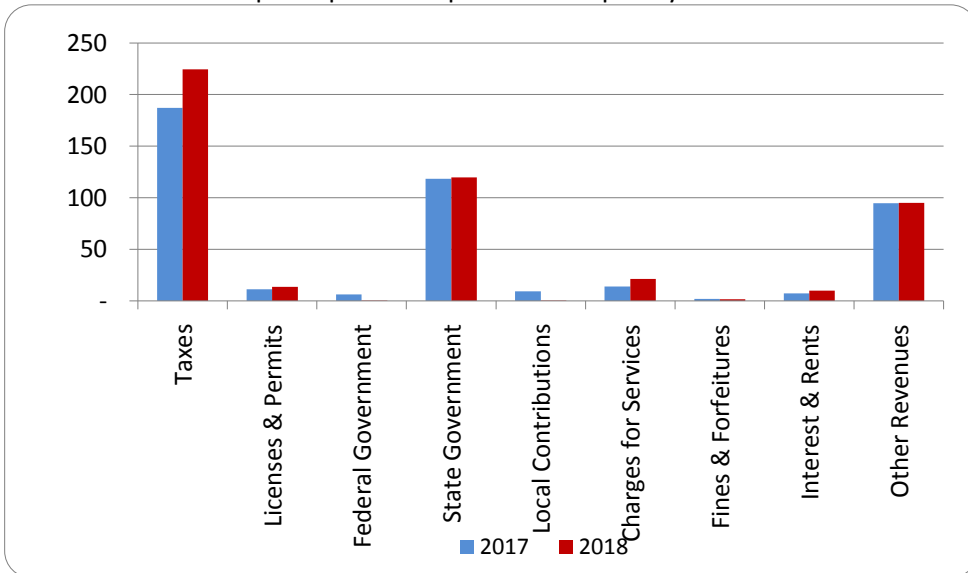
1. Where our money comes from (all governmental funds)



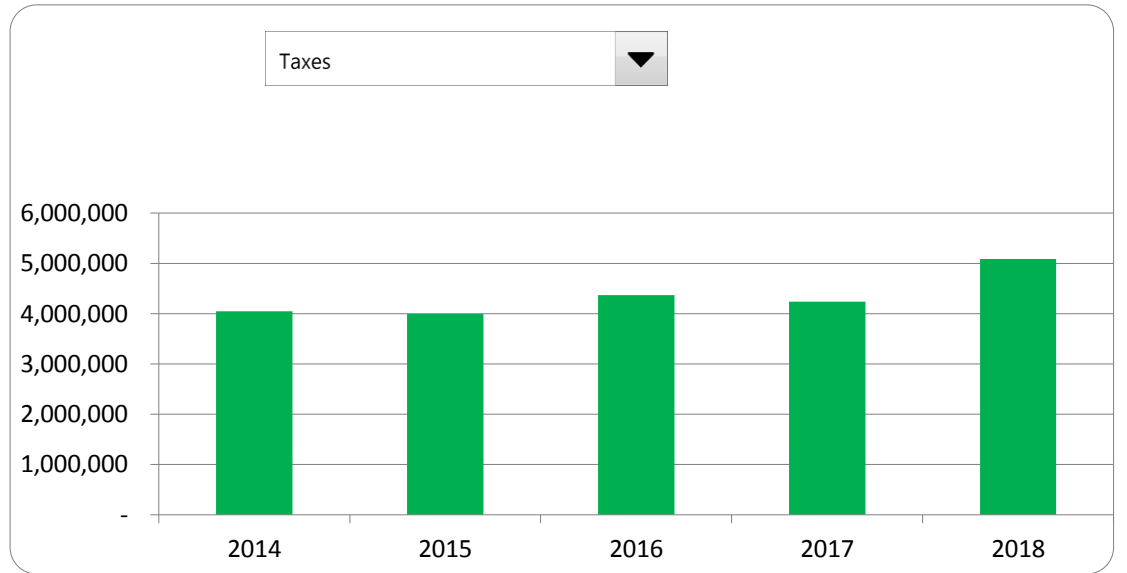
2. Compared to the prior year

	<u>2017</u>	<u>2018</u>	<u>% change</u>
Taxes	\$ 4,239,961	\$ 5,086,409	19.96%
Licenses & Permits	253,436	308,143	21.59%
Federal Government	140,499	5,334	-96.20%
State Government	2,680,686	2,713,571	1.23%
Local Contributions	213,010	5,400	-97.46%
Charges for Services	317,340	484,851	52.79%
Fines & Forfeitures	44,102	35,114	-20.38%
Interest & Rents	166,149	226,127	36.10%
Other Revenues	2,143,456	2,151,943	0.40%
Total Revenues	\$ 10,198,639	\$ 11,016,892	8.02%

3. Revenue sources per capita - compared to the prior year



4. Historical trends of individual sources

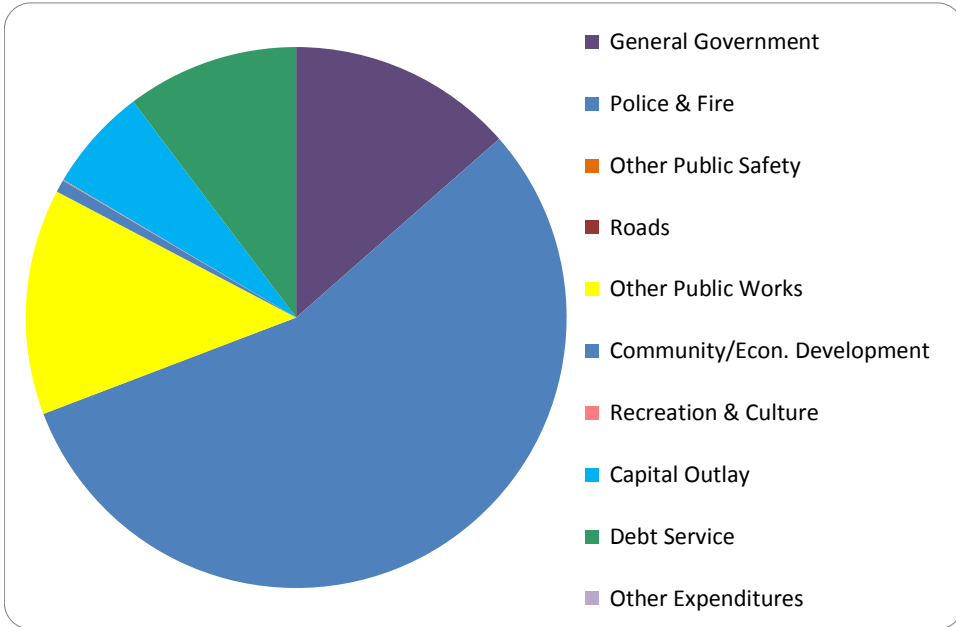


Commentary:

For more information on our unit's finances, contact NANCY DESAI at (269) 381-8080.

1. Where we spend our money (all governmental funds)

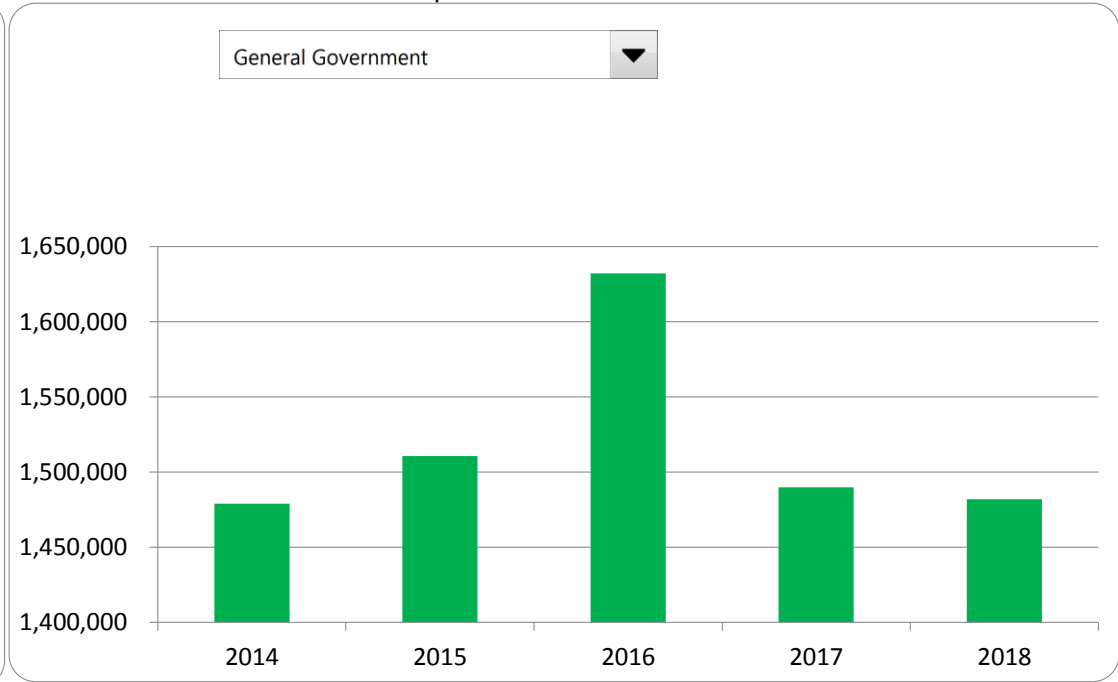
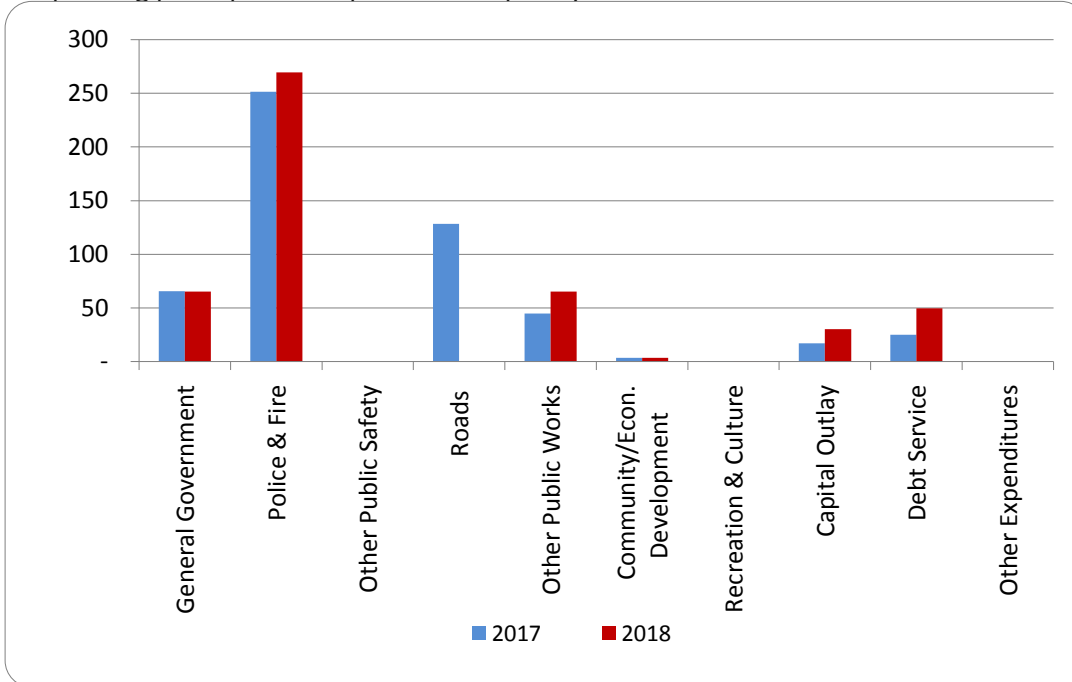
2. Compared to the prior year



	<u>2017</u>	<u>2018</u>	<u>% change</u>
General Government	\$ 1,489,733	\$ 1,481,774	-0.53%
Police & Fire	5,698,087	6,105,699	7.15%
Other Public Safety	-	-	N/A
Roads	2,910,416	-	-100.00%
Other Public Works	1,012,604	1,481,033	46.26%
Health & Welfare	-	-	N/A
Community/Econ. Development	81,269	81,643	0.46%
Recreation & Culture	9,926	5,928	-40.28%
Capital Outlay	382,954	680,153	77.61%
Debt Service	562,716	1,127,937	100.45%
Other Expenditures	-	-	N/A
Total Expenditures	\$ 12,147,705	\$ 10,964,167	-9.74%

3. Spending per capita - compared to the prior year

4. Historical trends of individual departments:



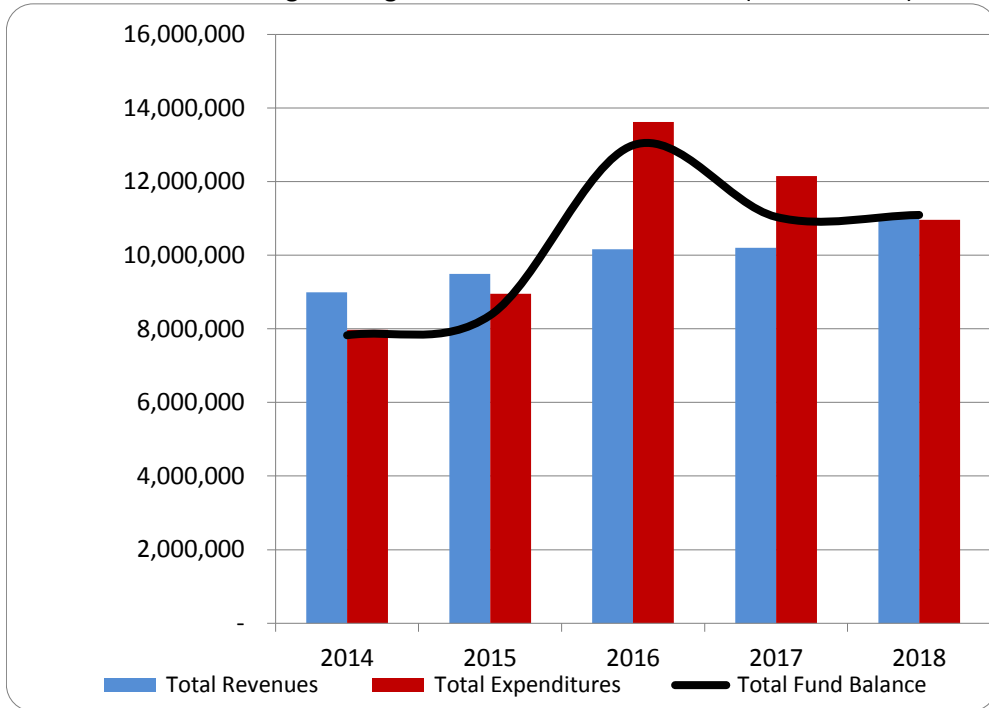
Commentary:

For more information on our unit's finances, contact NANCY DESAI at (269) 381-8080.

CITIZEN'S GUIDE TO LOCAL UNIT FINANCES - CHARTER TOWNSHIP OF KALAMAZOO (39-1070)

FINANCIAL POSITION

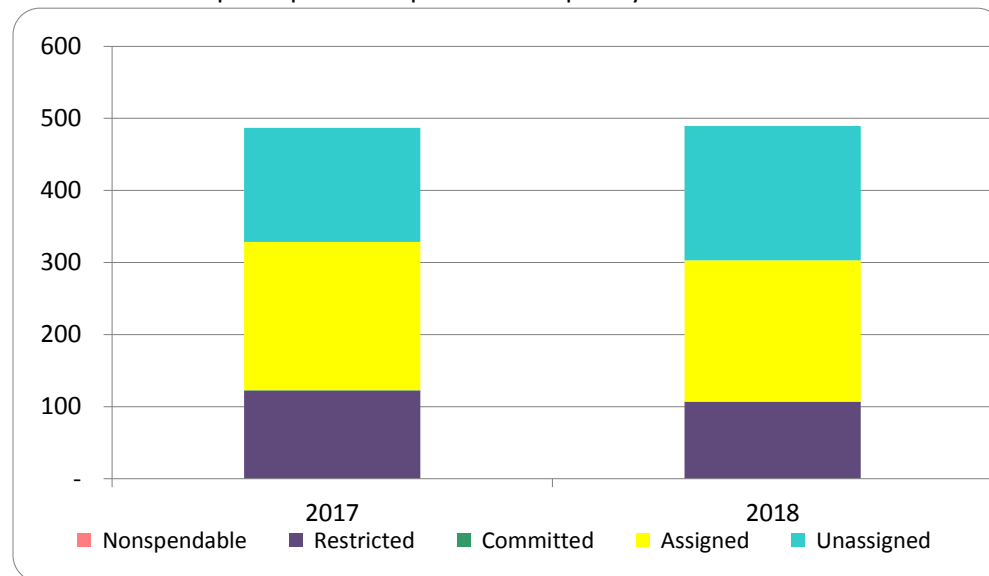
1. How have we managed our governmental fund resources (fund balance)?



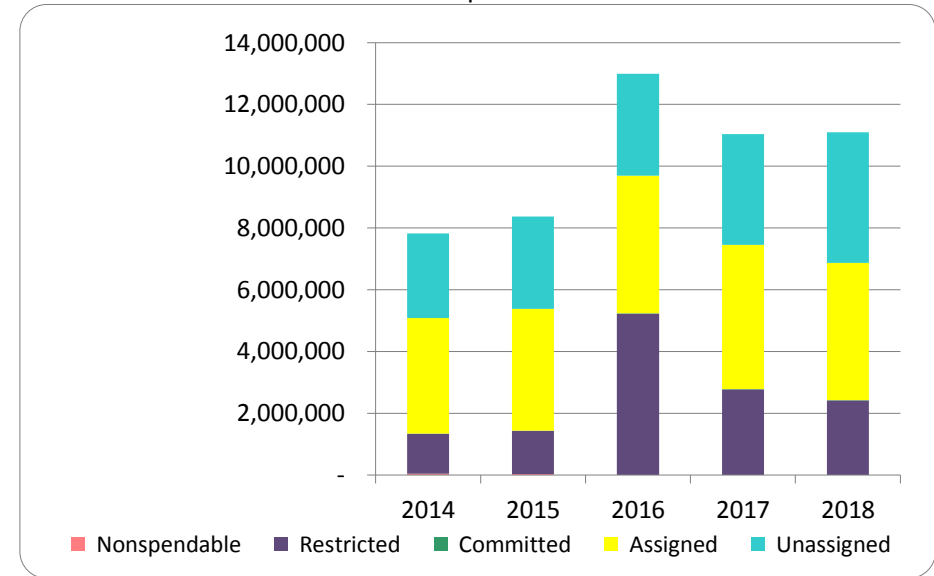
2. Compared to the prior year

	2017	2018	% change
Revenue	10,198,639	11,016,892	8.02%
Expenditures	12,147,705	10,964,167	-9.74%
Surplus (shortfall)	(1,949,066)	52,725	-102.71%
Fund balance, by component:			
Nonspendable	-	-	N/A
Restricted	2,776,330	2,419,245	-12.86%
Committed	9,702	9,702	0.00%
Assigned	4,668,555	4,437,117	-4.96%
Unassigned	3,587,258	4,228,506	17.88%
total fund balance	11,041,845	11,094,570	0.48%

3. Fund balance per capita - compared to the prior year



4. Historical trends of individual components



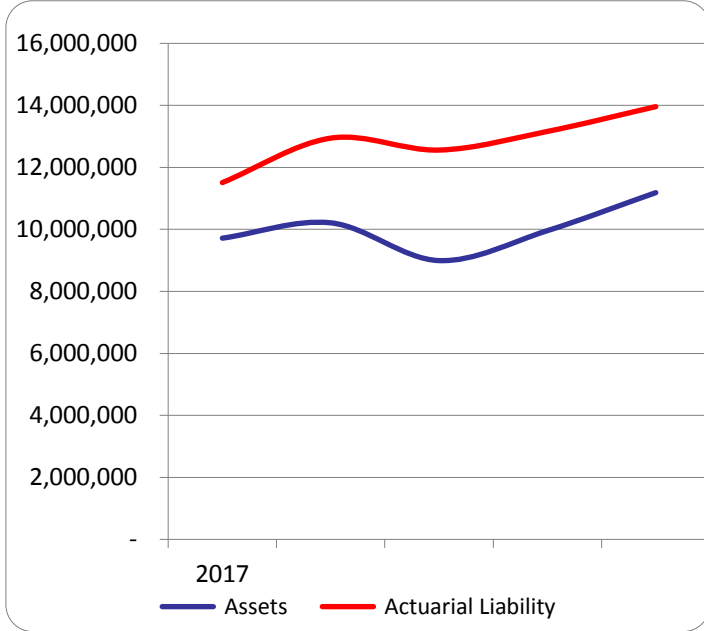
Commentary:

For more information on our unit's finances, contact NANCY DESAI at (269) 381-8080.

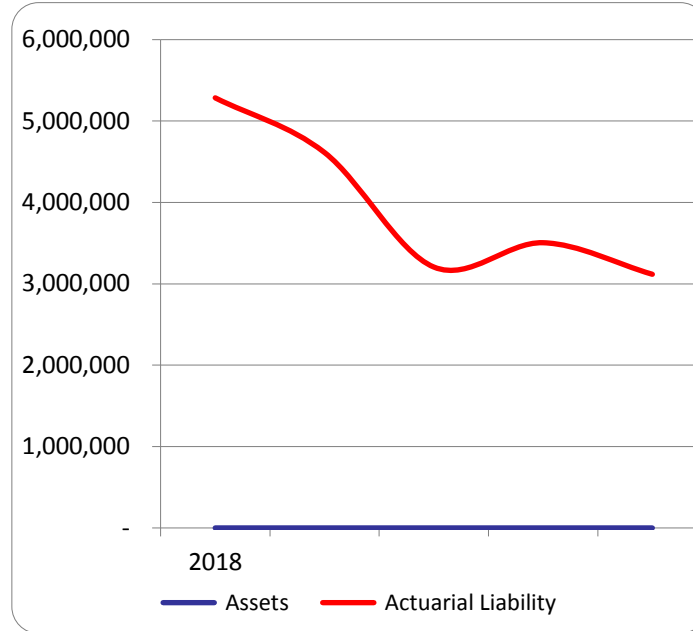
CITIZEN'S GUIDE TO LOCAL UNIT FINANCES - CHARTER TOWNSHIP OF KALAMAZOO (39-1070)

OTHER LONG TERM OBLIGATIONS

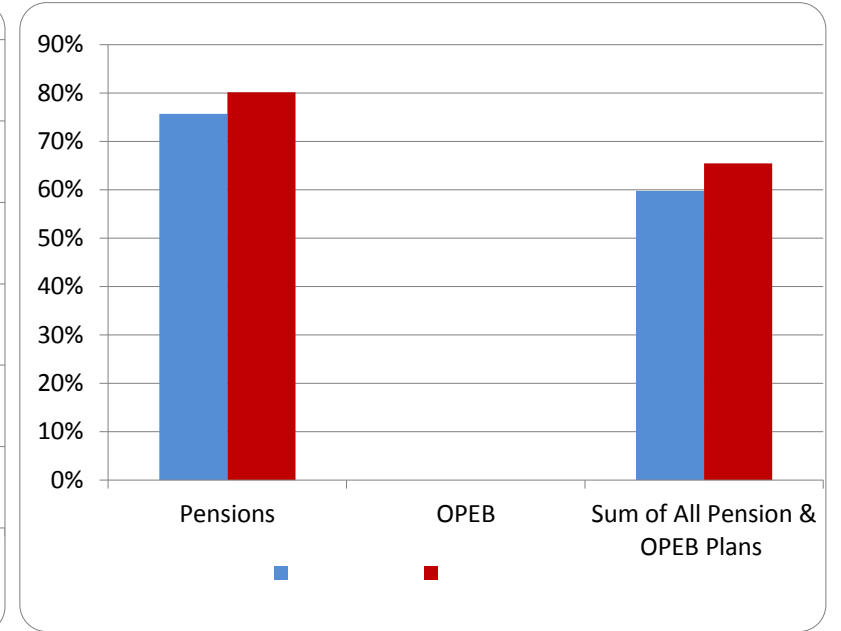
1. Pension funding status



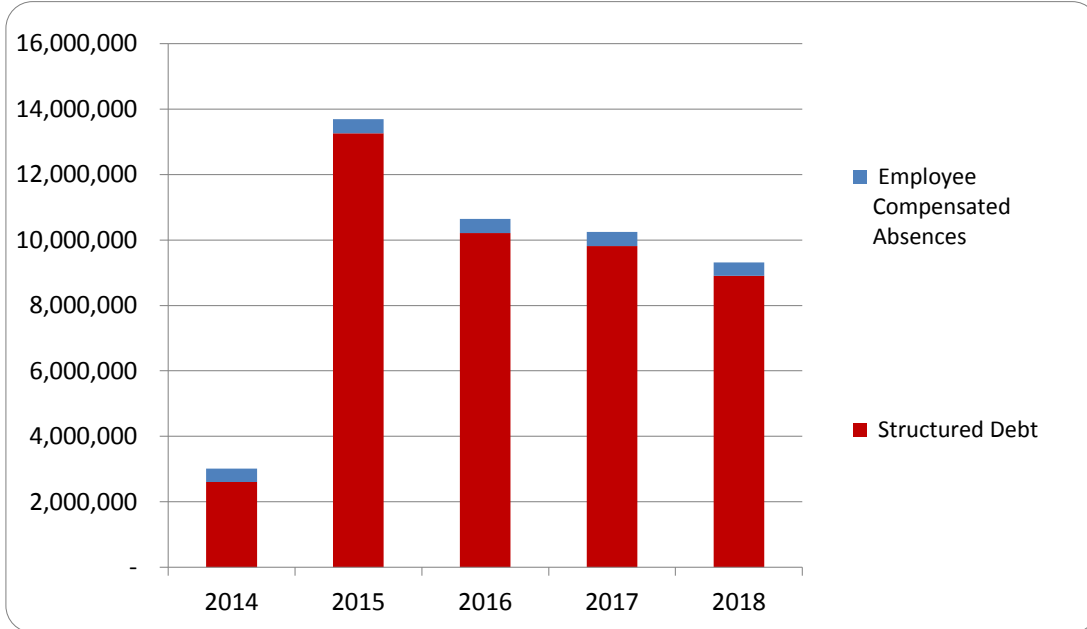
2. Retiree Health care funding status



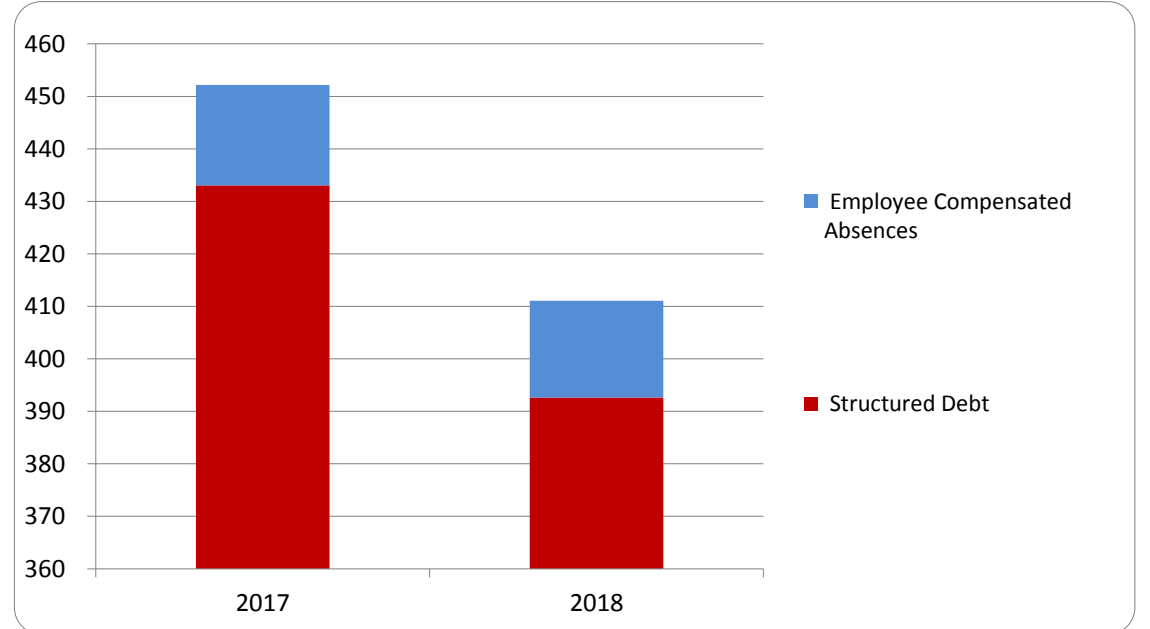
3. Percent funded - compared to the prior year



4. Long Term Debt obligations:



5. Debt & other long term obligations per capita - compared to the prior year



Commentary:

For more information on our unit's finances, contact NANCY DESAI at (269) 381-8080.